



US011546112B2

(12) **United States Patent**  
Newman et al.

(10) **Patent No.:** US 11,546,112 B2  
(45) **Date of Patent:** Jan. 3, 2023

(54) **RESOURCE-EFFICIENT CUSTOM  
DOWNLINK SEARCH-SPACE IN 5G/6G**

72/0446 (2013.01); H04W 72/0453 (2013.01);  
H04W 72/1273 (2013.01)

(71) Applicants: **David E. Newman**, Poway, CA (US);  
**R. Kemp Massengill**, Palos Verdes, CA  
(US)

(58) **Field of Classification Search**  
CPC ... H04L 1/0046; H04L 1/0053; H04L 5/0051;  
H04L 1/0072; H04L 5/0053; H04L  
5/0007; H04W 72/1273; H04W 72/0453;  
H04W 72/042; H04W 72/0446  
See application file for complete search history.

(72) Inventors: **David E. Newman**, Poway, CA (US);  
**R. Kemp Massengill**, Palos Verdes, CA  
(US)

(73) Assignee: **ULTRALOGIC 6G, LLC**, Palos  
Verdes, CA (US)

(56) **References Cited**

U.S. PATENT DOCUMENTS

(\* ) Notice: Subject to any disclaimer, the term of this  
patent is extended or adjusted under 35  
U.S.C. 154(b) by 0 days.

2015/0351119 A1\* 12/2015 Song ..... H04W 72/1268  
370/329  
2018/0019794 A1\* 1/2018 Kowalski ..... H04L 5/003  
(Continued)

(21) Appl. No.: **17/874,499**

*Primary Examiner* — Chi Ho A Lee

(22) Filed: **Jul. 27, 2022**

(74) *Attorney, Agent, or Firm* — Mayer & Williams PC

(65) **Prior Publication Data**  
US 2022/0368497 A1 Nov. 17, 2022

(57) **ABSTRACT**

**Related U.S. Application Data**

(63) Continuation of application No. 17/580,929, filed on  
Jan. 21, 2022, now Pat. No. 11,438,122.

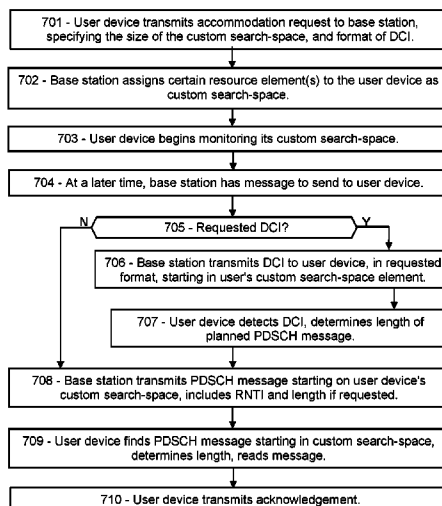
In 5G and 6G, a user device is expected to perform an arduous blind search in each downlink control space to detect its DCI (downlink control information) messages. To save energy and complexity, especially for reduced-capability IoT applications, low-complexity procedures are disclosed that enable each user to request a custom search-space comprising one or more specific times and frequencies. Each downlink control or data message then starts in the custom search-space. The data or control messages may include the user's ID code, in plain text (as opposed to complex encoding) and/or the length of the message, so that the user can readily identify its messages. The user device may thereby readily separate its messages from the stream of incoming data. Result: saved time and energy, fewer dropped messages, and generally improved network performance, especially for simpler processors and devices.

(60) Provisional application No. 63/210,216, filed on Jun.  
14, 2021, provisional application No. 63/214,489,  
filed on Jun. 24, 2021, provisional application No.  
63/220,669, filed on Jul. 12, 2021, provisional  
application No. 63/234,911, filed on Aug. 19, 2021,  
(Continued)

(51) **Int. Cl.**  
H04W 72/12 (2009.01)  
H04L 5/00 (2006.01)  
H04W 72/04 (2009.01)

(52) **U.S. Cl.**  
CPC ..... H04L 5/0051 (2013.01); H04L 5/0053  
(2013.01); H04W 72/042 (2013.01); H04W

**18 Claims, 5 Drawing Sheets**



**Related U.S. Application Data**

provisional application No. 63/254,357, filed on Oct. 11, 2021, provisional application No. 63/272,352, filed on Oct. 27, 2021, provisional application No. 63/283,649, filed on Nov. 29, 2021, provisional application No. 63/285,627, filed on Dec. 3, 2021.

(56)

**References Cited**

U.S. PATENT DOCUMENTS

2018/0302889	A1	10/2018	Guo	
2018/0352500	A1	12/2018	Baldemair	
2018/0352601	A1*	12/2018	Park	H04L 5/0055
2018/0368115	A1*	12/2018	Li	H04L 5/0053
2019/0104503	A1	4/2019	Niu	
2019/0132831	A1*	5/2019	Stauffer	H04W 72/042
2019/0191434	A1	6/2019	Hugl	
2019/0306700	A1*	10/2019	Lin	H04W 76/11
2019/0342777	A1	11/2019	Tiirola	
2019/0356459	A1*	11/2019	Wang	H04W 72/042
2020/0106566	A1	4/2020	Yeo	
2020/0214018	A1	7/2020	Venugopal	
2020/0229168	A1	7/2020	Chen	

2020/0260420	A1	8/2020	Blankenship	
2020/0344792	A1	10/2020	Liu	
2020/0351867	A1	11/2020	Guo	
2020/0389874	A1*	12/2020	Lin	H04W 72/042
2021/0014861	A1	1/2021	Wang	
2021/0112583	A1	4/2021	Gao	
2021/0120560	A1	4/2021	Kutz	
2021/0127283	A1	4/2021	Si	
2021/0136771	A1	5/2021	Xu	
2021/0143953	A1	5/2021	Parkvall	
2021/0160828	A1	5/2021	Taherzadeh	
2021/0168781	A1	6/2021	Lee	
2021/0168782	A1	6/2021	Hamidi-Sepehr	
2021/0185651	A1	6/2021	Seo	
2021/0195579	A1	6/2021	Lei	
2021/0235247	A1	7/2021	Lee	
2021/0266909	A1	8/2021	Lin	
2021/0274562	A1	9/2021	Takeda	
2021/0306682	A1	9/2021	Ucar	
2021/0329556	A1*	10/2021	Kim	H04W 52/0261
2021/0345342	A1	11/2021	Sakhnini	
2021/0360523	A1	11/2021	Hwang	
2021/0368438	A1*	11/2021	Li	H04W 52/028
2022/0022057	A1*	1/2022	He	H04W 24/02
2022/0086894	A1	3/2022	Papasakellariou	

\* cited by examiner

FIG. 1

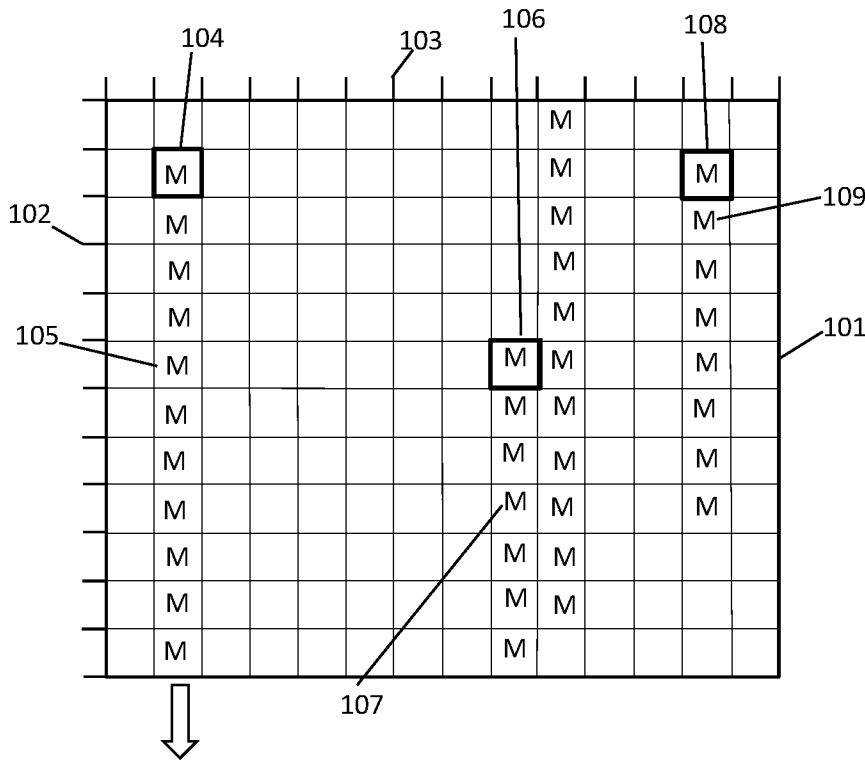


FIG. 2

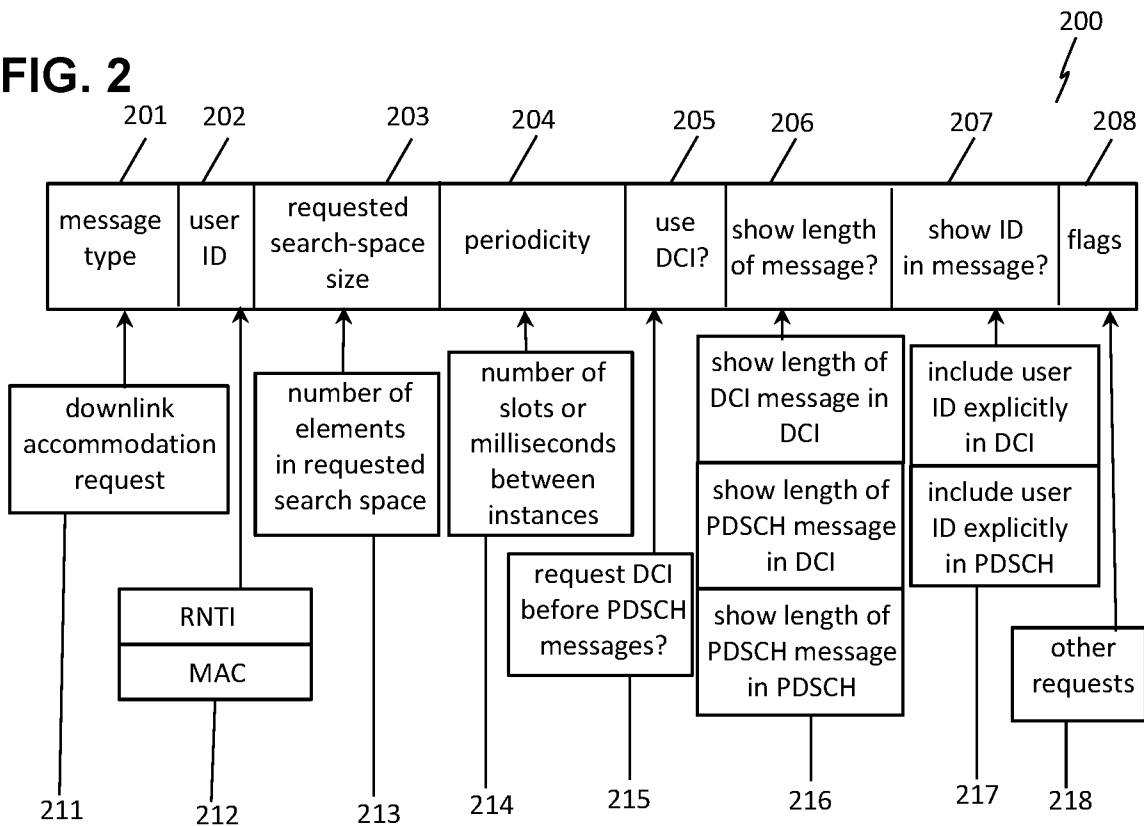


FIG. 3A

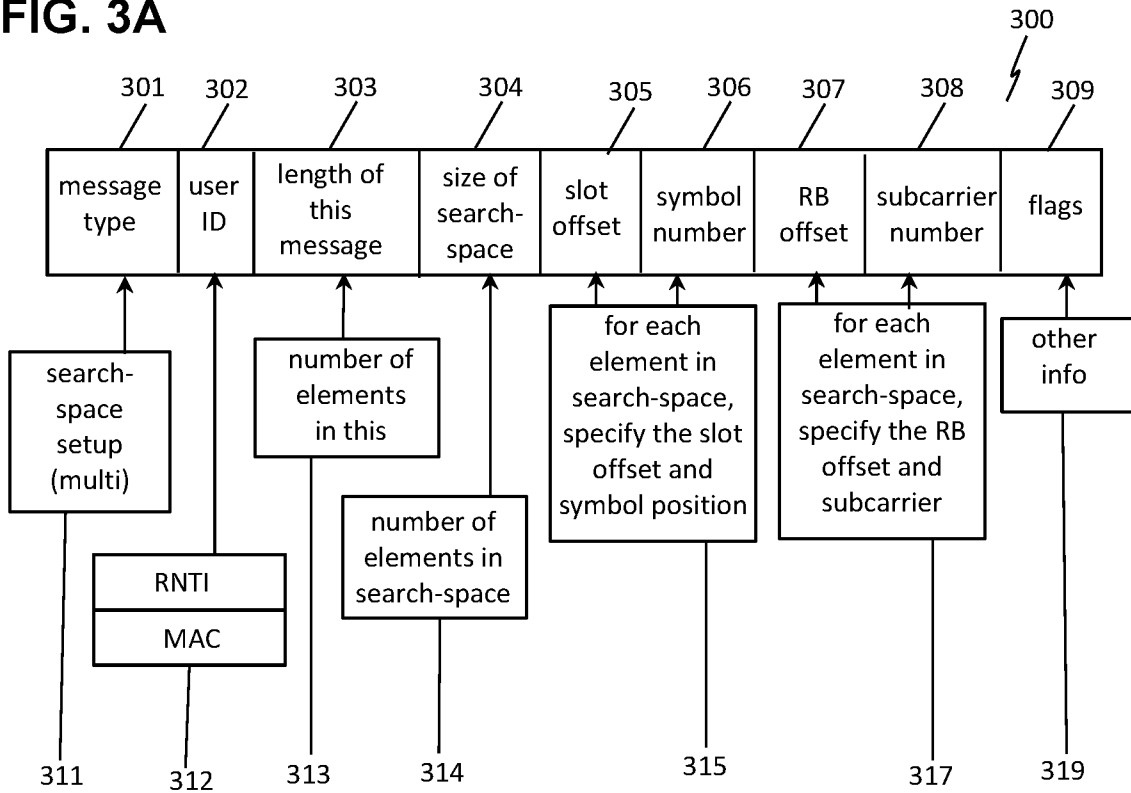


FIG. 3B

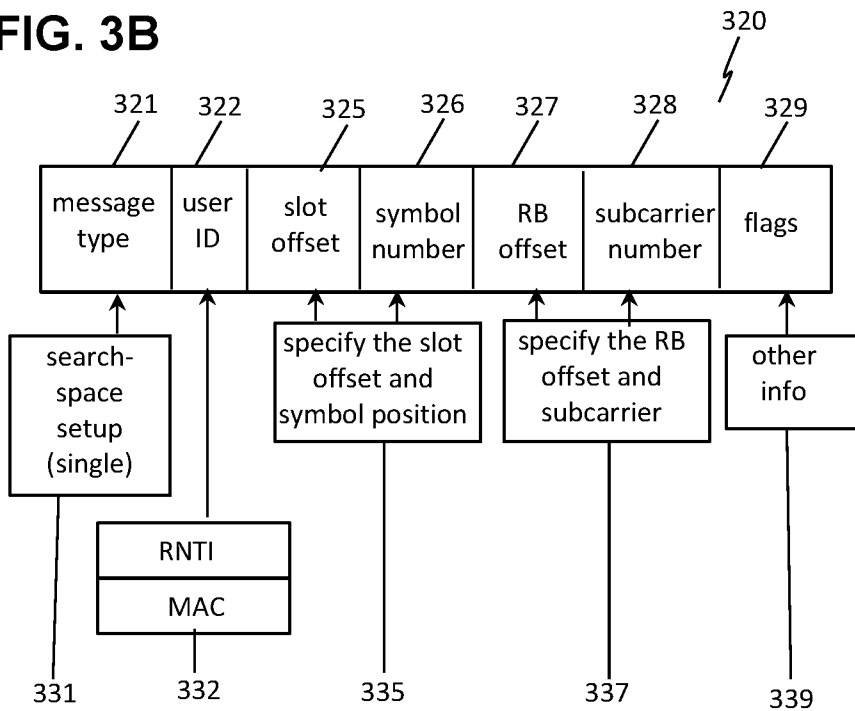


FIG. 4A

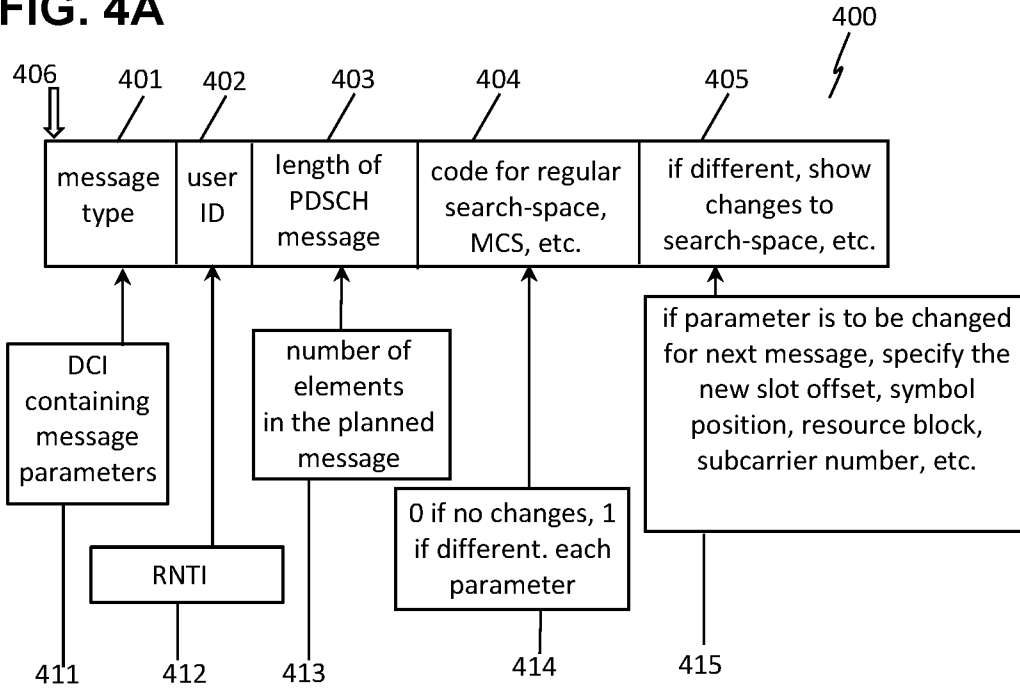


FIG. 4B

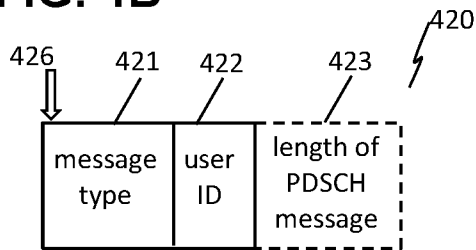


FIG. 4C

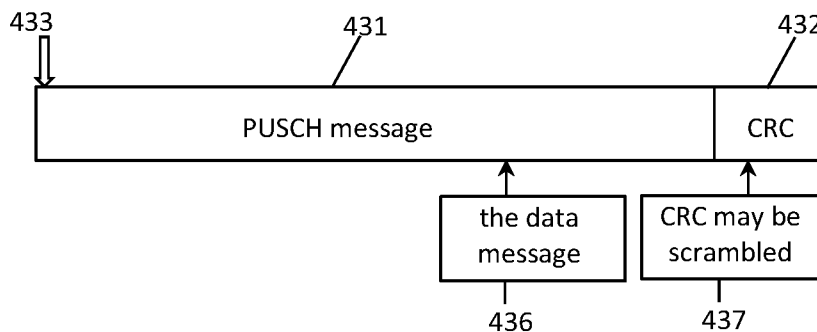


FIG. 5A

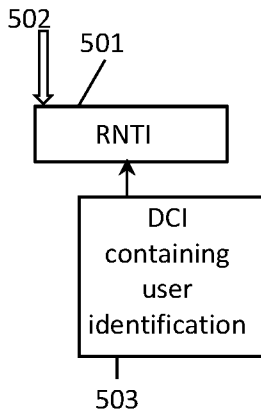


FIG. 5B

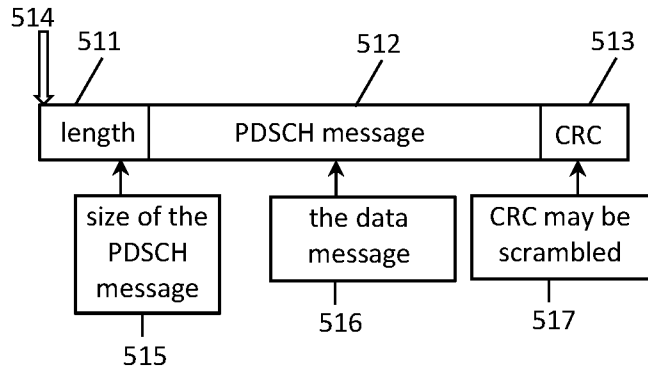


FIG. 6A

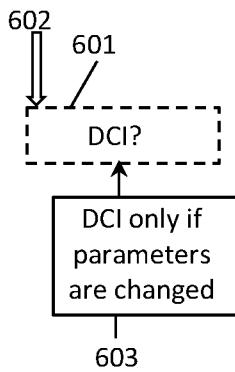


FIG. 6B

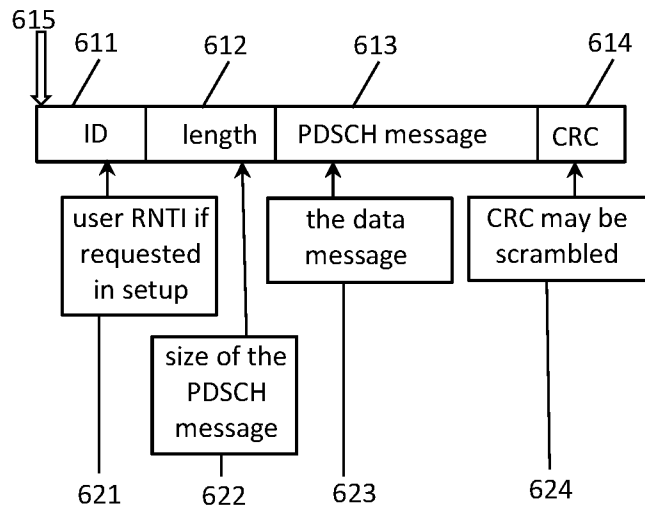
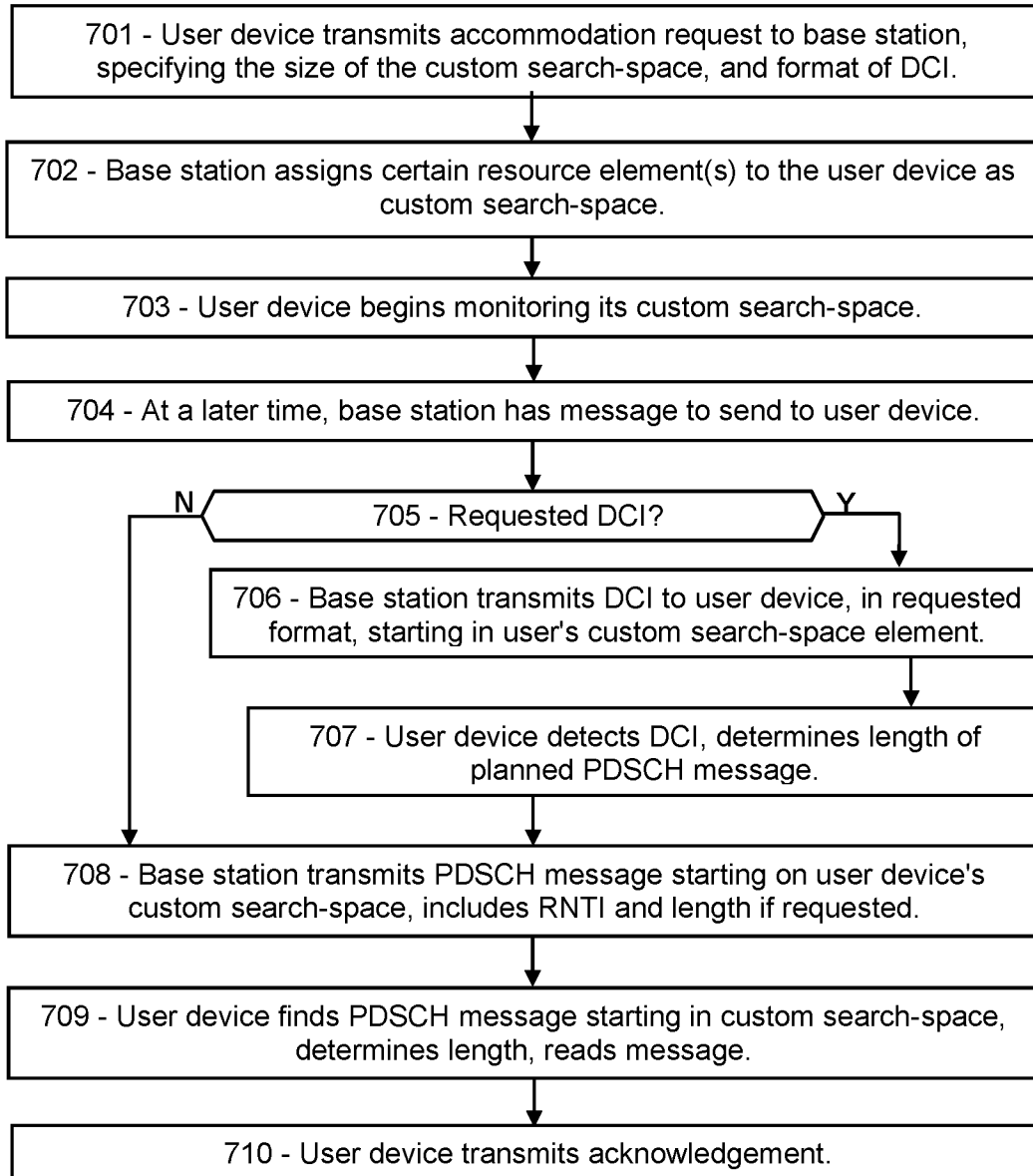


FIG. 7



## RESOURCE-EFFICIENT CUSTOM DOWNLINK SEARCH-SPACE IN 5G/6G

### PRIORITY CLAIMS AND RELATED APPLICATIONS

This application is a continuation of U.S. patent application Ser. No. 17/580,929, entitled “Custom Downlink Search-Spaces for Low-Complexity 5G/6G Messaging”, filed Jan. 21, 2022, which claims the benefit of U.S. Provisional Patent Application Ser. No. 63/210,216, entitled “Low-Complexity Access and Machine-Type Communication in 5G”, filed Jun. 14, 2021, and U.S. Provisional Patent Application Ser. No. 63/214,489, entitled “Low-Complexity Access and Machine-Type Communication in 5G”, filed Jun. 24, 2021, and U.S. Provisional Patent Application Ser. No. 63/220,669, entitled “Low-Complexity Access and Machine-Type Communication in 5G”, filed Jul. 12, 2021, and U.S. Provisional Patent Application Ser. No. 63/234,911, entitled “Short Demodulation Reference for Improved Reception in 5G”, filed Aug. 19, 2021, and U.S. Provisional Patent Application Ser. No. 63/254,357, entitled “Low-Complexity Downlink, Uplink, and Sidelink Messaging in 5G”, filed Oct. 11, 2021, and U.S. Provisional Patent Application Ser. No. 63/272,352, entitled “Sidelink V2V, V2X, and Low-Complexity IoT Communications in 5G and 6G”, filed Oct. 27, 2021, and U.S. Provisional Patent Application Ser. No. 63/283,649, entitled “Downlink Demarcations for Rapid, Reliable 5G/6G Messaging”, filed Nov. 29, 2021, and U.S. Provisional Patent Application Ser. No. 63/285,627, entitled “Custom Downlink Search-Spaces for Low-Complexity 5G/6G Messaging”, filed Dec. 3, 2021, all of which are hereby incorporated by reference in their entireties.

### FIELD OF THE INVENTION

Protocols are disclosed for low-complexity 5G and 6G communications, and particularly for low-complexity downlink messaging.

### BACKGROUND OF THE INVENTION

In 5G and 6G, detecting a downlink control message is a complex process. The user device is required to perform an arduous and time-consuming search across many “candidate” message possibilities across a wide range of time, frequency, length, and configuration variables, and must test each one of those possible combinations to find out if there is a message addressed to the user node. Downlink data messages also involve complex and uncertain protocols. Many, if not most, future wireless applications are expected to rely on single-purpose devices such as sensors and actuators, which are typically tightly cost-constrained. Such single-task devices typically have very low communication demands. Low-cost processors such as microcontrollers may struggle to keep up with these search demands. In addition, the wasted power may drain battery-powered systems sooner than necessary. What is needed is a low-complexity protocol for user nodes to recognize messages intended for them.

This Background is provided to introduce a brief context for the Summary and Detailed Description that follow. This Background is not intended to be an aid in determining the scope of the claimed subject matter nor be viewed as limiting the claimed subject matter to implementations that solve any or all of the disadvantages or problems presented above.

## SUMMARY OF THE INVENTION

In a first aspect, there is non-transitory computer-readable media in a base station of a wireless network, the base station in signal communication with a user device, the media comprising instructions that, when executed by a computing environment, cause a method to be performed, the method comprising: receiving, from the user device, a request message for a custom search-space comprising one or more resource elements of a resource grid managed by the base station, wherein the request message specifies a particular number of resource elements in the custom search-space; assigning, to the user device, the custom search-space; transmitting, to the user device, a downlink message comprising message elements, each message element comprising one resource element of the resource grid, wherein the downlink message comprises a first message element, and the first message element is transmitted in the custom search-space.

In another aspect, there is a user device of a wireless network comprising a base station, the user device configured to: transmit a request message to the base station, the request message indicating that the user device requests a custom search-space for downlink messages, and further indicating a number of resource elements in the custom search space; receive, from the base station, a custom search-space assignment specifying the requested number of resource elements; and monitor the one or more resource elements of the custom search-space to detect a downlink message that starts in the custom search-space and is addressed to the user device; wherein the downlink message starts in the custom search-space when: the message comprises one or more modulated resource elements; the message includes a first message element, being first in time or in frequency; and the first message element occupies one of the resource elements of the custom search-space.

In another aspect, there is a method for a base station of a wireless network to communicate with a user device of the wireless network, the method comprising: receiving, during an initial access procedure, a request message from the user device; wherein: the request message requests a custom search-space such that each downlink data message to the user device starts in the custom search space; the request message further requests that a C-RNTI (cell radio network temporary identification) code be included in each downlink data message to the user device; and the request message further requests that the C-RNTI code be provided in plain text; and transmitting, to the user device, a custom search-space assignment message wherein: the custom search-space assignment message indicates one or more resource elements of a resource grid, non-exclusively assigned to the user device; and the custom search-space assignment message further confirms the request that the C-RNTI be provided in each downlink data message in plain text.

This Summary is provided to introduce a selection of concepts in a simplified form. The concepts are further described in the Detailed Description section. Elements or steps other than those described in this Summary are possible, and no element or step is necessarily required. This Summary is not intended to identify key features or essential features of the claimed subject matter, nor is it intended for use as an aid in determining the scope of the claimed subject matter. The claimed subject matter is not limited to implementations that solve any or all disadvantages noted in any part of this disclosure.



These and other embodiments are described in further detail with reference to the figures and accompanying detailed description as provided below.

#### BRIEF DESCRIPTION OF THE DRAWINGS

FIG. 1 is a schematic showing an exemplary embodiment of a resource grid including messages, according to some embodiments.

FIG. 2 is a schematic showing an exemplary embodiment of a request message requesting a custom search-space and specifying parameters, according to some embodiments.

FIG. 3A is a schematic showing an exemplary embodiment of an assignment message specifying a custom search-space, according to some embodiments.

FIG. 3B is a schematic showing an exemplary embodiment of a short-form assignment message specifying a custom search-space, according to some embodiments.

FIG. 4A is a schematic showing an exemplary embodiment of a DCI message starting in a custom search-space and specifying the length of an imminent PDSCH message, according to some embodiments.

FIG. 4B is a schematic showing an exemplary embodiment of a short-form DCI message starting in a custom search-space and specifying the length of an imminent PDSCH message, according to some embodiments.

FIG. 4C is a schematic showing an exemplary embodiment of the PDSCH message of FIG. 4A starting in the custom search-space, according to some embodiments.

FIG. 5A is a schematic showing an exemplary embodiment of a DCI message starting in a custom search-space and specifying the user device's identification, according to some embodiments.

FIG. 5B is a schematic showing an exemplary embodiment of the PDSCH message of FIG. 5A starting in the custom search-space, according to some embodiments.

FIG. 6A is a schematic showing an exemplary embodiment of an optional DCI message starting in a custom search-space, according to some embodiments.

FIG. 6B is a schematic showing an exemplary embodiment of the PDSCH message starting in the custom search-space and including length and identification fields, according to some embodiments.

FIG. 7 is a flowchart showing an exemplary embodiment of procedure for transmitting and receiving downlink messages starting in custom search-spaces, according to some embodiments.

Like reference numerals refer to like elements throughout.

#### DETAILED DESCRIPTION

Disclosed herein are systems and methods for rapid low-complexity downlink messaging with high reliability in 5G and 6G networks. Systems and methods disclosed herein (the "systems" and "methods", also occasionally termed "embodiments", "versions", or "arrangements", generally according to present principles) can provide urgently needed wireless communication protocols to reduce computational demands, energy consumption, message loss, retransmission delays, and uncertainty in downlink messaging in 5G and 6G networks, according to some embodiments. The protocols may also be applicable to uplink and sidelink and other types of messages. The protocols may include requesting, by a user device, a custom small "search-space", or region of a resource grid. The base station then sends downlink messages to that user device, with the first resource element of each message beginning in the custom search-space. The

user device can thereby recognize its downlink messages since they begin only within that custom search-space. Hence, the user device may avoid performing a blind search, and the number of calculations and tests that the user device must perform may be greatly reduced, thereby reducing the chance of message faults, simplifying receiver software, and saving substantial computational power, while avoiding unnecessary delays such as retransmission delays, according to some embodiments. In addition, the user device can request that the downlink control messages and/or its regular downlink data messages include an indication of the length of the message, early in each message, to assist the user device in locating the extent of each message. In addition, the user device can request that the base station include the user device's identification code early in each message, so that the user device can recognize the message as being intended for it. In addition, the user device can implicitly acknowledge that these accommodations may result in longer delays and slower communications due to the extra bits to be transferred and the extra constraints upon the scheduler. However, many reduced-capability devices and applications do not require low latency, and such a trade-off may be acceptable, or even enabling, in a cost-constrained use case.

Terms herein generally follow 3GPP (third generation partnership project) standards, with additional terms defined as needed. A wireless network generally includes a base station (or gNB, generation Node B, eNB, evolved Node B, AP, access point, or the like) in signal communication with a plurality of user devices (or UE, user equipment, terminals, user nodes, or the like). 5G and 6G technologies are designed for eMBB (enhanced Mobile Broadband communications), URLLC (ultra reliable low latency communications), and mMTC (massive machine-type communication) generally involving large numbers of user devices such as vehicles, mobile phones, self-propelled and robotic machines, portable and stationary computers, and many other advanced wireless instruments. "5G" represents fifth-generation wireless technology and "6G" sixth-generation wireless technology. "NB-IoT" (narrow-band Internet-of-things) and "5G-Light" are versions that provide slightly reduced complexity and bandwidth requirements. A network (or cell or LAN Local Area Network or RAN Radio Access Network or the like) may include a base station in signal communication with a plurality of user devices and operationally connected to a core network (CN) which handles non-radio tasks, such as administration, and is usually connected to a larger network such as the Internet. The time-frequency space is generally configured as a "resource grid" including a number of "resource elements", each resource element being a specific unit of time termed a "symbol period", and a specific frequency and bandwidth termed a "subcarrier" (or "subchannel" in some references). Symbol periods may be termed "OFDM symbols" (Orthogonal Frequency-Division Multiplexing) in references. The time domain may be divided into ten-millisecond frames, one-millisecond subframes, and some number of slots, each slot including 14 symbol periods. The number of slots per subframe ranges from 1 to 8 depending on the "numerology" selected. The frequency axis is divided into "resource blocks" (also "resource element groups" or "REG" or "channels" in references) including 12 subcarriers. The "numerology" of a resource grid corresponds to the subcarrier spacing in the frequency domain. Each subcarrier is at a slightly different frequency. Subcarrier spacings of 15, 30, 60, 120, and 240 kHz are defined in various numerologies. Each subcarrier can be independently modulated to convey

message information. Thus a resource element, spanning a single symbol period in time and a single subcarrier or subchannel in frequency, is the smallest unit of a message. A message is “unicast” if it is addressed to a specific recipient, and “broadcast” if it includes no recipient address. Communication in 5G generally takes place on abstract message “channels” (not to be confused with frequency channels) representing different types of messages, embodied as a PDCCH and PUCCH (physical downlink and uplink control channels) for transmitting control information, PDSCH and PUSCH (physical downlink and uplink shared channels) for transmitting data and other non-control information, PBCH (physical broadcast channel) for transmitting information to multiple user nodes, among other channels that may be in use. In addition, one or more random access channels, termed “RACH” herein, also called PRACH in references, represents both abstract and physical random access channels, including potentially multiple random access channels in a single cell, and configured for uplink and/or downlink, as detailed below. “CRC” (cyclic redundancy code) is an error-detection code. “RNTI” (radio network temporary identity) such as “C-RNTI” (cellular RNTI) are network-assigned user identification codes. “MAC” (media access control) is a global identification code. “DMRS” (demodulation reference signal) is a standard demodulation reference. A “DCI” (downlink control information) message is a message transmitted from a base station to a user device indicating a scheduled uplink grant or downlink transmission, among other tasks.

In addition, the following terms are defined herein. Each modulated resource element of a message is referred to as a “modulated message resource element”, or more concisely as a “message element” in examples below, thereby avoiding confusion with ambiguous terms such as “symbol”. Likewise, each resource element of a demodulation reference is a “reference element” herein. A “start” of a message refers to the first or starting resource element of the message, and the “end” of a message refers to the last or ending resource element of the message. A message may be configured “time-spanning” if it occupies multiple sequential symbol periods at a single frequency, or “frequency-spanning” if it occupies multiple subcarriers at a single symbol period (thereby avoiding terms “TDD” time-division duplexing and “FDD” frequency-division duplexing, which properly refer to duplexing). A message may be arranged “frequency-first” if the message elements proceed across multiple subcarriers until reaching a limit, such as a resource block boundary, and then proceeding to the next symbol period. A device “knows” something if it has the relevant information. A message is “faulted” or “corrupted” if one or more bits of the message are altered relative to the original message. “Receiver” is to be interpreted broadly, as including connected processors and other electronics and related software/firmware configured to receive and process incoming wireless messages. “Random” and “pseudorandom” may be used interchangeably. “Low-complexity” refers to devices and procedures necessary for wireless communication, exclusive of devices and procedures that provide high-performance communication. 5G/6G specifications include many procedures and requirements that greatly exceed those necessary for wireless communication, in order to provide high-performance communications at low latency and high reliability for users that demand it. Compared to high-performance 5G/6G communications, low-complexity procedures generally require less computation and less signal processing, while providing defaults that involve fewer computation steps and/or smaller memory spaces. “Reduced-capability”

refers to wireless devices that cannot comply with 5G/6G protocols, absent the systems and methods disclosed herein. Many future IoT (internet of things) use cases are expected to involve simple, low-cost, reduced-capability MTC (machine-type communication) wireless devices. In addition, task-specific low-cost wireless applications typically have minimal wireless communication needs. Because both high-performance and reduced-capability devices share the same limited electromagnetic spectrum, it would be tragic if the simpler machine-type applications are forced to develop a separate wireless technology, competing with 5G and 6G for bandwidth and locations. A much more efficient solution is to include simpler protocols and defaults appropriate to the low-cost, low-demand MTC devices. For economic reasons as well as commercial feasibility, future IoT application developers will demand ways to transmit messages using protocols appropriate to the simpler devices.

The following examples illustrate low-complexity downlink messaging options including user-requested custom search-spaces, custom messaging formats with user identification and message length explicitly indicated, and other options.

FIG. 1 is a schematic showing an exemplary embodiment of a resource grid including messages, according to some embodiments. As depicted in this non-limiting example, a portion of a resource grid **101** is shown with horizontal lines **102** demarking subcarriers and vertical lines **103** demarking symbol times, thereby defining resource elements, of which one resource element is shown as a darker square **104**. The grid portion shown **101** includes one RB (resource block) of 12 subcarriers **102** and one slot of 14 symbol times **103**. Three messages are depicted as “M”. A first message **105** starts in a particular resource element **104** and is frequency-spanning. The first message **105** may continue beyond the bottom of the figure into the next resource block, as indicated by an arrow, if the subsequent resource block is allocated for downlink messages; otherwise, the message may continue in the next symbol time. The particular resource element **104** may be a custom search-space assigned by the base station to the user device. The base station may transmit the message **105** starting in the custom search-space **104** as shown, to assist the user device in finding its messages. Thus the user device can monitor the particular resource element **104** in each slot (or other periodicity), readily detecting messages intended for that user device, and may thereby avoid the need to test large numbers of candidate messages across a wide region of the resource grid **101**. Reduced-capability user devices may be able to receive messages more readily, knowing that the messages will start in a particular resource element **104**, and may thereby avoid expending the time and energy required for an extensive blind search. As used herein, a message “begins” or “starts” at a custom search-space if the first resource element of the message occurs in that custom search-space.

Also shown is a second custom search-space **106**, and a second message **107** beginning in the custom search space **106**. The second message **107** is restricted to the frequency range of the depicted RB, and therefore “wraps” when it reaches the last subcarrier of the RB and continues in the next symbol time. Also shown is a third custom search-space **108**, in which a third message **109** starts.

The first custom search-space **104** is defined by a particular subcarrier and a particular symbol time, which in this case is the second subcarrier and the second symbol time of the slot. Downlink control signals such as DCI, and other messages on the downlink control channel PDCCH, may appear in the second symbol time, whereas the other two

messages **107**, **109** are in a region often used for data messages on the shared downlink channel PDSCH. However, the separation of downlink control and data messages is generally not rigid, and a base station is free to transmit a control message to a user device in any of the symbol times. Therefore, when requesting a custom search space, a user device may request, and receive, both its control messages and its data messages with the starting message element in the same custom search-space, such as a single resource element in each slot (or other periodicity). This use of a highly restricted starting location of each downlink message intended for the user device, may simplify the task of the receiver since only a single resource element, or other small area of the resource grid, need be monitored.

In general, downlink search-spaces are operational only for resource elements that are scheduled for downlink or are unscheduled. If a resource element is scheduled for uplink, then the base station cannot transmit in that resource element. Therefore the custom search-space does not apply to uplink scheduled regions.

In some embodiments, a user device may request just a single resource element as its custom search-space, and may request that both control and data messages (PDCCH and PDSCH messages) be transmitted to that user device starting in the assigned custom search-space. The rest of the message may continue in the adjoining resource elements; thus the custom search-space only applies to the first message element. An advantage of requesting a single resource element as a custom search-space may be to enable the user device to receive its various downlink messages by monitoring just a single resource element, which may greatly simplify operations for a reduced-capability device. On the other hand, the messages may be delayed due to scheduling conflicts, especially in heavy traffic. If the user device's application does not require low latency, as many do not, then such delays may be of no consequence.

FIG. 2 is a schematic showing an exemplary embodiment of a request message transmitted by a user device to a base station, requesting a custom search-space and specifying parameters, according to some embodiments. As depicted in this non-limiting example, a downlink accommodation request message **200** may include a number of fields, all optional. For example, the request message **200** may include a "message type" field **201** which may indicate that the message is a downlink "accommodation" request **211**, that is, a request for the base station to accommodate the user device's limitations by using low-complexity protocols. The request message **200** may include the user device's identification **202**, which may be its C-RNTI or other RNTI or its MAC address **212**, depending on when in the initial access procedure the request message is transmitted. The request message **200** may include a size field **203** indicating the size of the custom search-space, such as indicating the number of resource elements to be included in the custom search-space **213**. In some embodiments, the requested custom search-space includes only one resource element in a slot, that is, a particular subcarrier and a particular symbol time, to be repeated in each slot or other periodicity. The request message **200** may include a periodicity field **204** indicating how many slots or milliseconds or other measure of interval **214** is to be placed between instances of the custom search-space. For example, if the user device needs fast delivery of downlink messages, the periodicity may be set to 1 slot, so that the custom search-space occurs in every slot. Alternatively, if the user device is planning to "sleep" or become idle between downlink opportunities, the user device may specify that downlink messages occur only once per four

slots or ten milliseconds or other value, for example. The request message **200** may include a field indicating use of a DCI **205**, such as requesting that the base station does or does not transmit a DCI message to the user device before transmitting a PUSCH data message to that user device. For example, the base station may transmit a DCI control message to the user device first, and then may follow with the data message subsequently (after a predetermined delay). However, in some embodiments (described below), the control message DCI may be unnecessary. Therefore, the request message **200** may indicate **215** whether the user device requires such a DCI warning message before receiving a data message.

The request message **200** may also include a length field **206** regarding displaying the length of the message in various ways. The user device may save time and energy by knowing how long a particular downlink message is before receiving it. The user device can then extract the particular resource elements of the downlink message, and begin interpreting the downlink message, without blind-searching to determine its length. In the depicted request message **200**, the length field **206** may include various options **216**. For example, the user device may request that any DCI messages intended for that user device should include an indication of the length of the DCI message, preferably early in the DCI message, so that the user device can extract the resource elements of its DCI message without performing a blind search to determine the message length. Another option is for the base station to indicate, in the DCI message, the length of the planned data message, which may assist the user device in receiving the data message. As a further option, the user device can request that the planned data message include, or be concatenated with, an indication of the length of the data message, which is preferably placed before the data message, or early in the data message. In each case, the length information may help the receiver in receiving the control and/or data messages.

The request message **200** may also include an ID option field **207** that indicates whether the identification code of the user device should appear, explicitly, in the DCI message and/or in the data message **217**. Placing the ID code early in each downlink message may greatly assist reduced-capability user devices in determining which messages belong to them. The ID code may be in plain text (not scrambled, encoded, rate-matched, interleaved, or other manipulation), for ease of recognizing the code. Alternatively, the ID code may be scrambled with the user device's C-RNTI and the user device can search for the predetermined bit-pattern accordingly. However, the utility of scrambling an ID code with an ID code may be questionable. Finally, a "flags" field **208** may include additional features or accommodation **218** that the user device requires, as well as reserved bits for future additional features.

The user device, in requesting a custom search-space, may implicitly accept that its messages may be delayed due to the extra scheduling constraint, and that users demanding high-performance communications would generally not request such accommodations.

FIG. 3A is a schematic showing an exemplary embodiment of an assignment message transmitted by a base station to a user device, specifying a custom search-space for the user device, according to some embodiments. As depicted in this non-limiting example, an assignment message **300**, transmitted by a base station responsive to a request message (such as that of FIG. 2), may provide the user device with custom search-spaces, which may be a single resource element or multiple resource elements. The assignment

message **300** may include a message type field **301** which may indicate that the message type is a custom search-space assignment message **311** for user devices requesting one or more resource elements for non-exclusive use in receiving downlink messages. The downlink messages then begin within the custom search space. The assignment message **300** may include the ID code **302** of the user device, such as its MAC or RNTI codes **312**, depending on when in the initial access process the information is provided. The assignment message **300** may also include a size field **303** which indicates how long the assignment message **300** is, in bits or bytes or message resource elements or other units **313**. The current size information may assist the user device in receiving the assignment message **300**.

The assignment message **300** may also indicate the size of the search-space **304**, such as the number of resource elements in the custom search space **314**. The assignment message **300** may include a slot offset **305** which is the number of slots **315** after a DCI message or a frame boundary that the user device can expect to receive a downlink data message, thereby giving the user device sufficient time to prepare for receiving the data message. The slot offset can also indicate a periodicity, such as a number of slots between instances of the custom search-space. The assignment message **300** may include a symbol number **306** within a slot, thereby indicating which symbol time in the slot corresponds to the custom search-space element. The assignment message **300** may also include a "RB" (resource block) offset **307**, which indicates the number of resource blocks **317** between the DCI (or other fixed frequency) and the custom search-space element. The message may further include a subcarrier number **308** within that resource block. If the user device requested multiple resource elements for its custom search space, the assignment message **300** may include multiple copies of the last four fields **305**, **306**, **307**, **308** one for each of the resource elements in the assigned custom search-space. The elements of the custom search space may be contiguous or separate, in various embodiments. Finally, the assignment message **300** may include a number of flags **309** settable according to other features not mentioned **319**, or reserved for future uses. As mentioned, all fields are optional. The base station may inform the user device of the location and properties of the user device's custom search-space resource elements, by transmitting an assignment message such as that depicted, or the like.

FIG. 3B is a schematic showing an exemplary embodiment of a short-form assignment message specifying a custom search-space, according to some embodiments. As depicted in this non-limiting example, a short-form assignment message **320** may be used by a base station to inform a user device of its custom search-space consisting of just one resource element. The message **320** may include a message-type field **321** indicating that it is a single-element custom search-space assignment message **331**, and a user ID field **322** with the user device's RNTI or MAC code **332**. The message **320** may then specify the slot offset **325**, and the symbol number **326** within the slot, thereby determining the timing **335** of the one resource element. The message **320** may also include an RB offset **327** and a subcarrier number **328**, thereby determining the frequency **337** of the custom search-space element. The message **320** may include flags **329** containing further information **339** that the user device may need.

FIG. 4A is a schematic showing an exemplary embodiment of a DCI message starting in a custom search-space and specifying the length of an imminent PDSCH message, according to some embodiments. As depicted in this non-

limiting example, a DCI message **400** transmitted by a base station to a user device, may inform the user device of an imminent PDSCH data message, which the base station may transmit upon the next custom search-space, or other slot delay as requested by the user device. The DCI message **400** may include a message type field **401** indicating that the message is a DCI specifying parameters **411** of the subsequent data message. The DCI message **400** may start in the first resource element **406** of the custom search space, as indicated by an arrow. Since the user device is expecting to receive downlink messages that start in the user device's custom search-space, the user device may thereby detect the DCI message **400**.

If the user device requested that the user device's ID code appear early in the downlink messages, then the DCI message **400** may include a user ID field **402**, which usually holds an identification code of the user device, such as its C-RNTI **412**. In addition, if the user device requested that the length of the planned PDSCH data message be displayed in the DCI message **400**, then the DCI message **400** may include a length field **403** indicating the number of elements **413** in the planned data message.

The DCI message **400** may also include a parameter field **404**, indicating whether the data message is to be transmitted in the custom search-space as assigned, or if the data message is to begin in some other resource element. For example, one or more of the custom search-space parameters may have changed, for this next data message only, as indicated in a code. For example, a code of "0000" may indicate "no change", meaning that the previously assigned slot offset, symbol number, RB offset, and subcarrier number will be used, whereas a "1" at each position indicates "one-time parameter change" when there is a change **414**. Additional bits may be added to indicate whether other parameters, such as the MCS (modulation and coding scheme), are to remain as previously set up or altered for one data message, in the same way. If any of those parameters is to be changed for the PUSCH downlink message, then a final field **405** may be added showing the updated values **415**.

FIG. 4B is a schematic showing an exemplary embodiment of a short-form DCI message starting in a custom search-space and specifying the length of an imminent PDSCH message, according to some embodiments. In most cases, a data message is to be downloaded using the previously agreed parameters, and the change message of FIG. 4A would not be needed. Instead, as depicted in this non-limiting example, a short-form DCI **420** may be sufficient to inform the user device of the imminent download. The short-form DCI message **420** may begin in the custom search-space of the user device as indicated by an arrow **426**, and may include a message-type field **421** indicating that it is a DCI alerting the user device of a coming data message, and the user device's identification code **422**. Optionally, in dash, the base station can indicate the length of the data message **423**, if requested by the user device. In some embodiments, the data message is then transmitted in the next instance of the custom search-space, and the user device knows when and how to receive it. In some embodiments, the data message may be transmitted in the second subsequent custom search-space, if some kind of interruption occurs. If the user device still has not received the data message after two instances (or some predetermined number) of the custom search-space, the user device may request a retransmission by transmitting a NACK to the base station.

In some embodiments, an even shorter DCI may include only the user ID **422**, without the message type field **421** or

the length field **423**. For example, a default or convention may be established that a downlink message of the user device's C-RNTI code may indicate that a data message for that user device is to be transmitted in the next one or two (or other number) of instances of the custom search-space, without further explanation required under most circumstances. Then the user device, monitoring the custom search-space, may receive the short DCI including only the user's ID, and then receive the data message on the next instance of the custom search-space. This may reduce the amount of messaging involved and simplify reception for reduced-capability devices.

An advantage of transmitting the control and data messages on subsequent instances of the custom search-space may be that, for each type of DCI message disclosed above, the user device can readily receive the data message after the DCI message, because they both begin in the same custom search-space. Therefore, the user device does not need to change frequencies or do anything to receive the data message, other than continue to monitor its selected custom search-space as usual.

FIG. 4C is a schematic showing an exemplary embodiment of the PDSCH data message starting in the custom search-space, according to some embodiments. As depicted in this non-limiting example, the data message **431** may be transmitted following the DCI message such as that of FIG. 4A or 4B. The data message **431** may include just the PDSCH message **436** which includes a CRC field **432** which may be scrambled with the user device's C-RNTI code **437**. Importantly, however, the first element **433** of the data message is shown in the custom search space of the user device, as indicated by an arrow. Since the PDSCH data message **431** starts in the expected custom search-space, the user device may detect the message without performing a blind search. For example, the user device may already know that the PDSCH data message **431** is intended for itself because the DCI message, indicating the impending transmission, also mentioned the user device's ID code **422**, which thereby affirms that the data message **431** is intended for that user device. In addition, the user device may already know the size of the PDSCH data message **431**, from the DCI message which specified the size in field **403**, for example. The user device, already having determined from the DCI message, that it is the intended recipient of the data message **431**, and already knowing the length of the data message **431**, may then readily extract the PDSCH data message from the radio stream, without performing a blind search.

In some embodiments, the user device may receive downlink data messages of a single size only. For example, a simple sensor or actuator may be configured to respond to a limited set of commands, each command being transmitted in a downlink data message of a particular size. In that case, there is no need to indicate the length of the data message in the DCI or the data message or elsewhere, since the user device already knows it. Use of a standard size of downlink messages, where feasible, may simplify the transmission and reception, as desired. However, if for some unusual circumstance a longer downlink message is required, then for that message the base station may transmit a DCI message specifying the length, and the user device may thereby be alerted to receive the longer format data message.

In addition, the example includes a CRC field **422** embedded in the data message **421**. If the DRD **422** is scrambled (which may be unnecessary if the user device's identification was specified in the DCI), the user device may unscramble the CRC **422** and thereby determine whether the

data message **421** is corrupted. If the data message **421** is corrupted, the user device may attempt to recover it by various techniques, such as modulation analysis and/or AI modeling, among others. It may be noted that such error correction would not be possible if the CRC were used for recipient identification, because the user device would not know whether the data message **421** is corrupted or intended for another user. In addition, if the intended recipient is already specified in, for example, the DCI message, then the CRC is used only for error detection, and not for identification of the recipient. In that case, scrambling provides little or no benefit. Therefore, when the user device's ID is specified in the DCI or early in the data message, the CRC **432** may be provided in plain-text. The size of the CRC was increased from 16 to 24 bits to account for the loss of selectivity when the CRC is used for both error detection and recipient identification. If the CRC were used only for error detection, as envisioned in this example, then the CRC may be restored to the original 16-bit length, or even shorter. The reduction of 8 bits in the CRC may partially offset the extra messaging involved in the ID and optional size fields **422**, **423** of the DCI message.

In other embodiments, the user device may decline to receive DCI messages (related to imminent downlink data messages), in which case the user device can check each downlink message that begins in the custom search-space, blind-search only to determine the size of the data message (if not provided in plain-text early in the data message), and thereby receive the data message while using only minimal processing energy. In other embodiments, the user device may be configured to receive data messages of a predetermined size only, and therefore may recognize its downlink data messages when they occur in its custom search-space without searching for the length. In still other embodiments, the end of the data message may be demarcated by one or more resource elements containing no signal, in which case the user device can demodulate and interpret the intervening resource elements to receive the message.

FIG. 5A is a schematic showing an exemplary embodiment of a DCI message starting in a custom search-space and specifying the user device's identification, according to some embodiments. As depicted in this non-limiting example, a short-form DCI message **501** includes just the C-RNTI (16 bits) **502** of the user device. The first element **502** of the message **501** begins on the custom search-space of the user device, as indicated by an arrow. The user device, upon receiving the short-form DCI message **501**, may thereby determine that the message **501** includes that user device's ID code in the user device's custom search-space **503**, which thereby indicates that a PUSCH data message will be transmitted after the predetermined number of slots and symbol times. Since the custom search-space parameters have previously been established, and there are no changes in the predetermined MCS (modulation and coding) and timing parameters, the ID code may itself be a sufficient DCI message to warn the user device that its PDSCH data message is forthcoming upon the next instance of the custom search-space resource element (or other delay as requested by the user device).

FIG. 5B is a schematic showing an exemplary embodiment of the PDSCH data message referred to by the DCI of FIG. 5A, according to some embodiments. As depicted in this non-limiting example, the PDSCH data message **512**, starting in the custom search-space, is the message that the short-form DCI **501** refers to. The message **512** may include, or be concatenated with, a length field **511** that indicates the size of the data message **515**. The length field **511** starts in

the custom search-space as indicated by an arrow **514**, enabling the user device to recognize the message and receive it. The prepended length field **511** may indicate how long the PDSCH data message is **515**, or the length of the entire transmission, depending on convention. Following the length field **511** is the PDSCH data message itself **512**, **516**, which includes a CRC field **513** embedded or appended to the message, and may or may not be scrambled **517**. In this example, no blind search is involved. Since the user device has already determined, from the DCI message, that the transmission is intended for that user device, the CRC **513** has no identification function, and therefore serves as an error-detection code only. Any transmission errors due to noise and interference may be revealed by the CRC **513**. In some cases, messaging faults may be mitigated instead of requesting a retransmission, thereby saving time and resources.

FIG. **6A** is a schematic showing an exemplary embodiment of an optional DCI message starting in a custom search-space, according to some embodiments. As depicted in this non-limiting example, the DCI message **601** is omitted, as indicated in dash, unless one of the downlink parameters has changed **603**. If a downlink data message is to be transmitted with parameters changed, for that transmission only, then the DCI message may provide that information. In that case, the informative DCI may start in the custom search-space **602** as indicated by an arrow. In most cases, however, there are no parameter changes, so the DCI **601** may be omitted. An advantage of omitting an unnecessary DCI message may be saving time and energy, and reducing electromagnetic backgrounds, especially in heavy traffic conditions.

FIG. **6B** is a schematic showing an exemplary embodiment of the PDSCH data message starting in the custom search-space and including length and identification fields, according to some embodiments. As depicted in this non-limiting example, the data message **613** may not need a DCI warning, because the information that the user device needs may be included in the PDSCH transmission itself. In the example, an identification field **611** may be concatenated with the data message **613** and the other fields, and may start **615** in the user device's custom search-space as indicated by an arrow. In this case, the identification code is the RNTI code **621** of the user device, which indicates that the associated data message **613** is intended for that user device. A length field **612** may be included, indicating the size **622** of the concatenated data message **613**, if requested by the user device. Then the data message **613** itself is transmitted **623**, which may include the CRC field **614**, which may or may not be scrambled **624**. The user device may detect the message by monitoring its custom search-space, and may detect its own identification code **611** (thereby determining that the message is intended for it), and may detect the length field **612** (thereby determining the extent of the rest of the message), and then may demodulate the PDSCH message itself **613**, and may use the embedded CRC **614** as an error-detection tool instead of an identification test. The user device may thereby obtain the message, and also determine whether the message contains a correctable fault, without performing a blind search, and (in this case) without requiring an unnecessary DCI message. In addition, the original 16-bit CRC may be sufficient for error detection since the CRC only does one job. The reduced size of the CRC, and the avoided DCI message, may partially or completely offset the bits used in the ID and length fields **611**, **612**.

FIG. **7** is a flowchart showing an exemplary embodiment of a procedure for transmitting and receiving downlink

messages starting in custom search-spaces, according to some embodiments. As depicted in this non-limiting example, at **701**, a user device may transmit an accommodation request message to the base station, requesting a custom search-space of, for example, a single resource element, and specifying fields of the DCI and/or PDSCH messages, as discussed above. At **702**, the base station assigns a certain resource element to the user device (non-exclusively), and the user device can expect to receive its downlink messages starting on that custom search-space. In this case, the same resource element is to be used for both PDCCH and PDSCH messages (that is, control and data messages). The base station transmits this information to the user device in an assignment message.

At **703**, the user device begins monitoring its assigned custom search-space for downlink messages. At **704**, the base station has a message to send to the user device, but first at **705** the base station determines whether the user device has requested a DCI message in advance of each PDSCH data message. If so, the base station transmits **706** the DCI message according to the user device's formatting request, which in this case includes indicating the length of the planned PDSCH message. At **707**, the user device receives the DCI message which starts at the user device's custom search-space. The DCI message includes the ID code of the user device and the length of the planned data message. The user device then, at **708**, receives the PDSCH data message, starting at the user device's custom search-space as requested. The user device uses the length information to determine the extent of the data message for ease of extracting the data message without performing a blind search.

If, on the other hand, the user device had requested not to receive DCI messages at **705**, then the base station would have transmitted the user device's identification code and, optionally, the length information, concatenated with the data message at **708**. In either case, using the length information, the user device may extract the data message and interpret it at **709**. Then, after using the CRC to verify that the message is unfaulted, the user device transmits an acknowledgement to the base station at **710**.

Thus the user device has obtained the message and verified it without performing a blind search, and in addition can attempt a fault recovery if the CRC indicates that it is faulted, thereby saving time and energy, and avoiding a retransmission with its additional delays and resource usage.

To summarize, a user device can request that downlink communication be configured in a low-complexity format wherein each downlink message may begin in a custom search-space, which may be a particular element of the resource grid. The message may have other features that the user device requests such as identification and length data. The base station may assign the custom search-space as requested, and then may transmit downlink messages starting in the custom search-space as requested, thereby allowing the user device to find messages that are intended for it without performing a blind search and other steps involved in identifying each of its downlink messages. Reduced-capability devices and IoT applications with simple communication needs may be enabled by avoiding the arduous and energy-consuming search procedures generally required, absent the systems and methods disclosed herein.

The wireless embodiments of this disclosure may be aptly suited for cloud backup protection, according to some embodiments. Furthermore, the cloud backup can be provided cyber-security, such as blockchain, to lock or protect data, thereby preventing malevolent actors from making changes. The cyber-security may thereby avoid changes

that, in some applications, could result in hazards including lethal hazards, such as in applications related to traffic safety, electric grid management, law enforcement, or national security.

In some embodiments, non-transitory computer-readable media may include instructions that, when executed by a computing environment, cause a method to be performed, the method according to the principles disclosed herein. In some embodiments, the instructions (such as software or firmware) may be upgradable or updatable, to provide additional capabilities and/or to fix errors and/or to remove security vulnerabilities, among many other reasons for updating software. In some embodiments, the updates may be provided monthly, quarterly, annually, every 2 or 3 or 4 years, or upon other interval, or at the convenience of the owner, for example. In some embodiments, the updates (especially updates providing added capabilities) may be provided on a fee basis. The intent of the updates may be to cause the updated software to perform better than previously, and to thereby provide additional user satisfaction.

The systems and methods may be fully implemented in any number of computing devices. Typically, instructions are laid out on computer readable media, generally non-transitory, and these instructions are sufficient to allow a processor in the computing device to implement the method of the invention. The computer readable medium may be a hard drive or solid state storage having instructions that, when run, or sooner, are loaded into random access memory. Inputs to the application, e.g., from the plurality of users or from any one user, may be by any number of appropriate computer input devices. For example, users may employ vehicular controls, as well as a keyboard, mouse, touch-screen, joystick, trackpad, other pointing device, or any other such computer input device to input data relevant to the calculations. Data may also be input by way of one or more sensors on the robot, an inserted memory chip, hard drive, flash drives, flash memory, optical media, magnetic media, or any other type of file-storing medium. The outputs may be delivered to a user by way of signals transmitted to robot steering and throttle controls, a video graphics card or integrated graphics chipset coupled to a display that maybe seen by a user. Given this teaching, any number of other tangible outputs will also be understood to be contemplated by the invention. For example, outputs may be stored on a memory chip, hard drive, flash drives, flash memory, optical media, magnetic media, or any other type of output. It should also be noted that the invention may be implemented on any number of different types of computing devices, e.g., embedded systems and processors, personal computers, laptop computers, notebook computers, net book computers, handheld computers, personal digital assistants, mobile phones, smart phones, tablet computers, and also on devices specifically designed for these purpose. In one implementation, a user of a smart phone or WiFi-connected device downloads a copy of the application to their device from a server using a wireless Internet connection. An appropriate authentication procedure and secure transaction process may provide for payment to be made to the seller. The application may download over the mobile connection, or over the WiFi or other wireless network connection. The application may then be run by the user. Such a networked system may provide a suitable computing environment for an implementation in which a plurality of users provide separate inputs to the system and method.

It is to be understood that the foregoing description is not a definition of the invention but is a description of one or more preferred exemplary embodiments of the invention.

The invention is not limited to the particular embodiments(s) disclosed herein, but rather is defined solely by the claims below. Furthermore, the statements contained in the foregoing description relate to particular embodiments and are not to be construed as limitations on the scope of the invention or on the definition of terms used in the claims, except where a term or phrase is expressly defined above. Various other embodiments and various changes and modifications to the disclosed embodiment(s) will become apparent to those skilled in the art. For example, the specific combination and order of steps is just one possibility, as the present method may include a combination of steps that has fewer, greater, or different steps than that shown here. All such other embodiments, changes, and modifications are intended to come within the scope of the appended claims.

As used in this specification and claims, the terms “for example”, “e.g.”, “for instance”, “such as”, and “like” and the terms “comprising”, “having”, “including”, and their other verb forms, when used in conjunction with a listing of one or more components or other items, are each to be construed as open-ended, meaning that the listing is not to be considered as excluding other additional components or items. Other terms are to be construed using their broadest reasonable meaning unless they are used in a context that requires a different interpretation.

The invention claimed is:

**1.** Non-transitory computer-readable media in a base station of a wireless network, the base station in signal communication with a user device, the media comprising instructions that, when executed by a computing environment, cause a method to be performed, the method comprising:

receiving, from the user device, a request message for a custom search-space comprising one or more resource elements of a resource grid managed by the base station, wherein the request message specifies a particular number of resource elements in the custom search-space;

assigning, to the user device, the custom search-space;

transmitting, to the user device, a downlink message comprising message elements, each message element comprising one resource element of the resource grid, wherein the downlink message comprises a first message element, and the first message element is transmitted in the custom search-space, wherein the request message comprises or is associated with a disclaimer indicating that the user device accepts increased latency in receiving downlink messages due to usage of the custom search-space.

**2.** The media of claim **1**, wherein the downlink message is transmitted according to 5G or 6G technology.

**3.** The media of claim **1**, wherein:

a) the message elements of the downlink message occupy a single subcarrier and multiple symbol times; and

b) the first message element is transmitted earlier, in time, than all other message elements of the downlink message.

**4.** The media of claim **1**, wherein:

a) the message elements of the downlink message occupy a single symbol-time and multiple subcarriers; and

b) the first message element is transmitted in a subcarrier having a lowest or a highest frequency of all the message elements in the downlink message.



17

5. The media of claim 1, wherein:

- a) the request message indicates a periodicity; and
- b) the assigning comprises a semi-static assignment comprising repeated instances of the custom search-space, recurring according to the periodicity.

6. The media of claim 5, wherein the periodicity comprises a specified number of slots or a specified amount of time between instances of the custom search-space.

7. Non-transitory computer-readable media in a base station of a wireless network, the base station in signal communication with a user device, the media comprising instructions that, when executed by a computing environment, cause a method to be performed, the method comprising:

receiving, from the user device, a request message for a custom search-space comprising one or more resource elements of a resource grid managed by the base station, wherein the request message specifies a particular number of resource elements in the custom search-space;

assigning, to the user device, the custom search-space; transmitting, to the user device, a downlink message comprising message elements, each message element comprising one resource element of the resource grid, wherein the downlink message comprises a first message element, and the first message element is transmitted in the custom search-space,

wherein the request message indicates whether the user device declines to receive a DCI (downlink control information) message before each downlink data message.

8. Non-transitory computer-readable media in a base station of a wireless network, the base station in signal communication with a user device, the media comprising instructions that, when executed by a computing environment, cause a method to be performed, the method comprising:

receiving, from the user device, a request message for a custom search-space comprising one or more resource elements of a resource grid managed by the base station, wherein the request message specifies a particular number of resource elements in the custom search-space;

assigning, to the user device, the custom search-space; transmitting, to the user device, a downlink message comprising message elements, each message element comprising one resource element of the resource grid, wherein the downlink message comprises a first message element, and the first message element is transmitted in the custom search-space, wherein the request message indicates:

- a) whether downlink control messages to the user device are to begin in the custom search-space; and separately,
- b) whether downlink data messages to the user device are to begin in the custom search-space.

9. Non-transitory computer-readable media in a base station of a wireless network, the base station in signal communication with a user device, the media comprising instructions that, when executed by a computing environment, cause a method to be performed, the method comprising:

receiving, from the user device, a request message for a custom search-space comprising one or more resource elements of a resource grid managed by the base station, wherein the request message specifies a particular number of resource elements in the custom search-space;

18

assigning, to the user device, the custom search-space; transmitting, to the user device, a downlink message comprising message elements, each message element comprising one resource element of the resource grid, wherein the downlink message comprises a first message element, and the first message element is transmitted in the custom search-space, wherein the request message indicates:

- a) whether an identification code of the user device is to be included in each downlink data message and each downlink control message to the user device; and
- b) whether the identification code is to be provided in plain text, without scrambling or encoding, other than modulation for transmission.

10. Non-transitory computer-readable media in a base station of a wireless network, the base station in signal communication with a user device, the media comprising instructions that, when executed by a computing environment, cause a method to be performed, the method comprising:

receiving, from the user device, a request message for a custom search-space comprising one or more resource elements of a resource grid managed by the base station, wherein the request message specifies a particular number of resource elements in the custom search-space;

assigning, to the user device, the custom search-space; transmitting, to the user device, a downlink message comprising message elements, each message element comprising one resource element of the resource grid, wherein the downlink message comprises a first message element, and the first message element is transmitted in the custom search-space, wherein the request message indicates:

- a) whether a length of a downlink data message is to be included in the downlink data message; and
- b) whether the length of the downlink data message is to be provided at a particular location within the downlink data message.

11. A user device of a wireless network comprising a base station, the user device configured to:

transmit a request message to the base station, the request message indicating that the user device requests a custom search-space for downlink messages, and further indicating a number of resource elements in the custom search space;

receive, from the base station, a custom search-space assignment specifying the requested number of resource elements; and

monitor the one or more resource elements of the custom search-space to detect a downlink message that starts in the custom search-space and is addressed to the user device;

wherein the downlink message starts in the custom search-space when:

- i) the message comprises one or more modulated resource elements;
- ii) the message includes a first message element, being first in time or in frequency; and
- iii) the first message element occupies one of the resource elements of the custom search-space,

further configured to specify, in the request message or another message to the base station, whether the user device declines to receive DCI (downlink control information) messages that indicate forthcoming downlink data messages.



19

12. The user device of claim 11, further configured to include, in the request message, a periodicity related to the custom search-space, the periodicity specified in frames, slots, symbols, or units of time.

13. A user device of a wireless network comprising a base station, the user device configured to:  
 transmit a request message to the base station, the request message indicating that the user device requests a custom search-space for downlink messages, and further indicating a number of resource elements in the custom search space;  
 receive, from the base station, a custom search-space assignment specifying the requested number of resource elements; and  
 monitor the one or more resource elements of the custom search-space to detect a downlink message that starts in the custom search-space and is addressed to the user device;  
 wherein the downlink message starts in the custom search-space when:  
 i) the message comprises one or more modulated resource elements;  
 ii) the message includes a first message element, being first in time or in frequency; and  
 iii) the first message element occupies one of the resource elements of the custom search-space, further configured to include, in the request message, a request that each downlink message to the user device indicate a length of the downlink message.

14. A user device of a wireless network comprising a base station, the user device configured to:  
 transmit a request message to the base station, the request message indicating that the user device requests a custom search-space for downlink messages, and further indicating a number of resource elements in the custom search space;  
 receive, from the base station, a custom search-space assignment specifying the requested number of resource elements; and  
 monitor the one or more resource elements of the custom search-space to detect a downlink message that starts in the custom search-space and is addressed to the user device;  
 wherein the downlink message starts in the custom search-space when:  
 i) the message comprises one or more modulated resource elements;  
 ii) the message includes a first message element, being first in time or in frequency; and  
 iii) the first message element occupies one of the resource elements of the custom search-space,

20

and further configured to include, in the request message, a request that each downlink message to the user device indicate an identification code of the user device.

15. The user device of claim 14, further configured to include, in the request message, a request that the identification code be provided in plain text without scrambling or encoding, other than modulation for transmission.

16. A method for a base station of a wireless network to communicate with a user device of the wireless network, the method comprising:

- a) receiving, during an initial access procedure, a request message from the user device;  
 wherein:  
 i) the request message requests a custom search-space such that each downlink data message to the user device starts in the custom search space;  
 ii) the request message further requests that a C-RNTI (cell radio network temporary identification) code be included in each downlink data message to the user device; and  
 iii) the request message further requests that the C-RNTI code be provided in plain text;
- b) and transmitting, to the user device, a custom search-space assignment message wherein:  
 i) the custom search-space assignment message indicates one or more resource elements of a resource grid, non-exclusively assigned to the user device; and  
 ii) the custom search-space assignment message further confirms the request that the C-RNTI be provided in each downlink data message in plain text.

17. The method of claim 16, further comprising:  
 a) at a later time, transmitting a downlink data message to the user device, the downlink data message having a first message element, the first message element occupying the custom search-space, the downlink data message including the C-RNTI code of the user device in plain text.

18. The method of claim 16, further comprising:  
 a) receiving an incoming message addressed to the user device;  
 b) transmitting, to the user device, starting in a first instance of the custom search-space, a short-form DCI (downlink control information) message comprising a message type field and an ID field, the message type field indicating that a downlink data message is forthcoming, and the ID field comprising the C-RNTI code of the user device; and then  
 c) transmitting, to the user device, starting in a second instance of the custom search-space, the incoming message.

\* \* \* \* \*